

BLDE Association's  
NEW ARTS COLLEGE TIKOTA  
Students Feedback on Curriculum

AY 2021-22

**Analysis Report**

SL. NO	PARTICULARS	Strongly Agree	Agree	Disagree	Strongly Disagree
1	Curriculum is updated	20%	72%	08%	00%
2	Curriculum fulfills your expectations.	08%	80%	12%	00%
3	It helps in developing overall personality	60%	36%	00%	04%
4	It blends theoretical and practical aspects of life.	20%	76%	04%	00%
5	It is relevant for solution of social problems	16%	76%	04%	04%
6	Curriculum enhances employability.	20%	64%	16%	00%
7	It enriches innovative Caliber	36%	52%	08%	04%

  
PRINCIPAL,  
New Arts College,  
Tikota. Dist: Vijayapur

### Analysis of Feedback from students for facilities of the Institute No. of sample 50 students during 2021-22

Sl. No	Rating factors	Excellent No. of Students	%	Good No. of Students	%	Satisfactory No. of Students	%	Unsatisfactory No. of Students	%
1	Library	30	60	13	26	07	14	-	-
2	Playground / Sports Facilities	21	42	27	54	02	04	-	-
3	Cultural activities / NSS / NCC	32	64	16	32	02	04	-	-
4	Cleanliness in the college/Toilet/Drinking Water	28	56	21	42	01	02	-	-
5	Reading Room	21	42	27	54	02	04	-	-
6	Grievance redress cell	22	44	25	50	03	06	-	-
7	Disbursal of Scholarships	32	64	18	36	-	-	-	-
8	Computer Facilities	26	52	24	48	-	-	-	-
9	Remedial Classes / Tutorials	18	36	28	56	04	08	-	-
10	Towards Canteen	17	34	23	46	09	18	01	02
11	Students attitude & co-operation of administrative staff	34	68	15	30	01	02	-	-
12	Availability of Principal in the college & response to students problems	36	72	10	20	04	08	-	-

B.L.D.E. Association's,  
NEW ARTS COLLEGE, HIKOTA,  
DIST.-VIJAYAPUR

**Consolidated Feedback report of the staff members scored in 4 point scale  
Part-I (By students) & Part-II (By staff)  
2021-22**

Sl.No	Name of the Teachers	Designation	Subject	Average scoring		Rating Average of Part-I & II
				Part-I	Part-II	
1	2	3	4	5	6	7
1	Dr.S.P.Madrekar	Principal	Kannada	3.70	3.75	3.73
2	Shri R.B.Sirasangi	Asst.Professor	Geography	3.8	3.5	3.65
3	Dr.Tammanna Y	Asst.Professor	Pol.Science	3.7	3.33	3.52
4	Dr.Srinivasa a.T	Asst.Professor	Statistics	3.7	3.83	3.77
5	Shri B.S.Belagali	Asst.Professor	Economics	3.67	3.66	3.67
6	Shri H.M.Sajjade	Asso.Professor	Economics	3.5	3.33	3.42
7	Dr.S.N.Waghmare	Asst.Professor	Geography	3.6	3.41	3.51
8	Dr.B.M.Salawadagi	Asst.Professor	Kannada	3.4	3.58	3.49
9	Dr.Krishnamurthy C.N	Asso.Professor	History	3	3.58	3.29
10	Shri S.I.Rathod	Asst.Professor	Hindi	3.63	3.5	3.57
11	Smt.Rashmi Patil	Asst.Professor	English	3.37	3.25	3.31
12	Shri P.B.Patil	Lecturer	Education	3.3	3.25	3.28
13	Dr.M.B.Hugar	Lecturer	Sociology	3.8	3.16	3.48
14	Shri S.B.Uppar	Guest Lecturer	Kannada	3.63	3.08	3.36
15	Shri G.S.Chavhan	Guest Lecturer	ENGLISH	3.71	3.33	3.52
16	Shri Manjunath Gudale	Guest Lecturer	Economics	3.77	2.83	3.30
17	Shri S.S.Sheelin	Guest Lecturer	Agri.Marketing	3.47	2.83	3.15
<b>Average Rating</b>				<b>3.57</b>	<b>3.36</b>	<b>3.47</b>

COMMERCE						
1	Shri G.M.Kambale	Guest Lecturer	Commerce	3.9	2.83	3.37
2	Miss.Shweta Hanji	Guest Lecturer	Commerce	3.6	2.75	3.18
3	Miss.Geeta Nagaral	Guest Lecturer	Commerce	3.8	2.91	3.36
4	Shri Shivanand Arakeri	Guest Lecturer	Commerce	3.6	2.91	3.26
<b>Average Rating</b>				<b>3.73</b>	<b>2.85</b>	<b>3.29</b>

  
**PRINCIPAL,**  
**NEW ARTS COLLEGE,**  
**HIKOTA, Dist Vijayapur**



ASSOCIATION OF  
B.L.D.E. TEACHERS,  
TIKOTA

TIKOTA

TEACHERS' SCORES

BY STAFF MEMBERS SCORED IN

BY STAFF

**B.L.D.E. Association's,  
NEW ARTS COLLEGE, TIKOTA.  
DIST.-VIJAYAPUR**

**Consolidated Feedback report of the staff members scored in 4 point scale**

**Part-I (By students) & Part-II (By staff)**

**2021-22 Commerce**

1	Total No. Of Teacher	4
2	Overall Average combined rating	3.29
3	Number of teachers below average combined rating	2
4	Number of teachers above average combined rating	2
5	Lowest Combined rating	3.18
6	Highest combined rating	3.37

  
**PRINCIPAL,  
NEW ARTS COLLEGE,  
TIKOTA, Dist. Vijayapur**

Principal's  
COLLEGE, TIKOTA  
VIJAYAPUR

**B.L.D.E. Association's,  
NEW ARTS COLLEGE, TIKOTA,  
DIST.-VIJAYAPUR**

The staff members scored in 4 point scale  
Part-I (By students) & Part-II (By staff)

Arts 2021-22 Arts

1	Total No. Of Teacher	17
2	Overall Average combined rating	3.47
3	Number of teachers below average combined rating	7
4	Number of teachers above average combined rating	10
5	Lowest Combined rating	3.15
6	Highest combined rating	3.77

  
**PRINCIPAL,**  
ARTS COLLEGE,  
OTA, Dist. Vijayapur

**Analysis of Feedback from students for facilities of the Institute No. of sample 50 students during 2021-22**

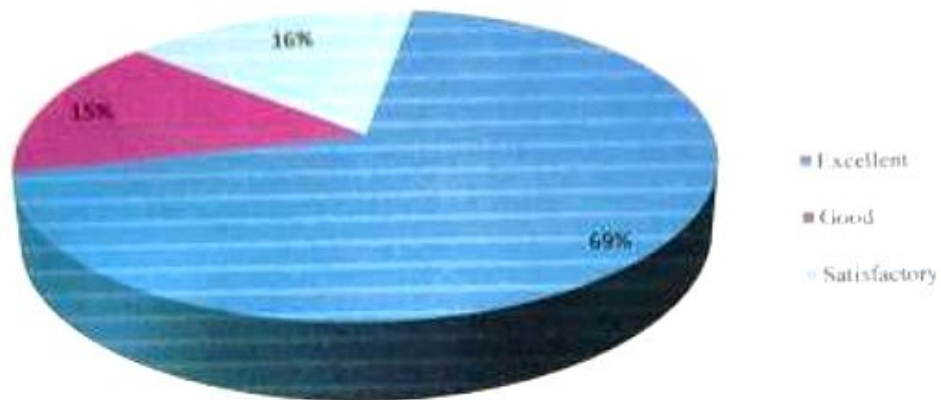
Sl. No	Rating factors	Excellent No. of Students	%	Good No. of Students	%	Satisfactory No. of Students	%	Unsatisfactory No. of Students	%
1	Library	30	60	13	26	07	14	-	-
2	Playground / Sports Facilities	21	42	27	54	02	04	-	-
3	Cultural activities / NSS / NCC	32	64	16	32	02	04	-	-
4	Cleanliness in the college/Toilet/Drinking Water	28	56	21	42	01	02	-	-
5	Reading Room	21	42	27	54	02	04	-	-
6	Grievance redress cell	22	44	25	50	03	06	-	-
7	Disbursal of Scholarships	32	64	18	36	-	-	-	-
8	Computer Facilities	26	52	24	48	-	-	-	-
9	Remedial Classes / Tutorials	18	36	28	56	04	08	-	-
10	Towards Canteen	17	34	23	46	09	18	01	02
11	Students attitude & co-operation of administrative staff	34	68	15	30	01	02	-	-
12	Availability of Principal in the college & response to students problems	36	72	10	20	04	08	-	-

  
**PRINCIPAL,**  
 New Arts College,  
 Tikota. Dist: Vijayapur

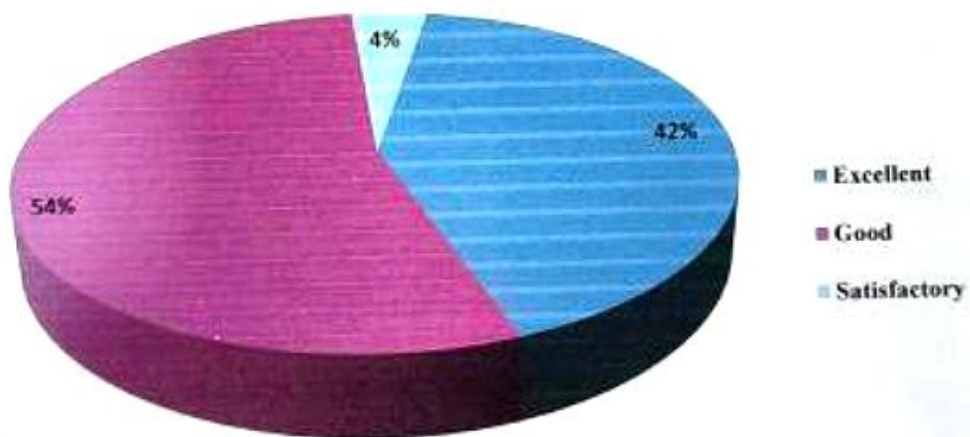


**Analysis of feedback from students for facilities of the Institute**  
No. of. Sample 50 students during 2021-22

**1. Library**



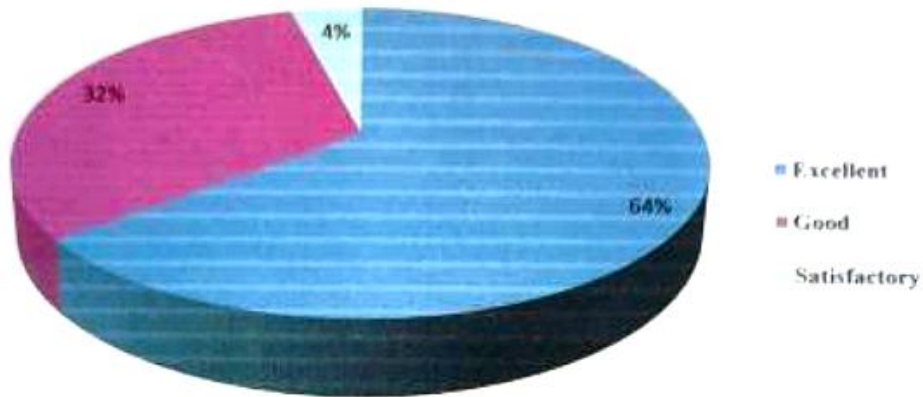
**2. Playground/Sports Facilities**



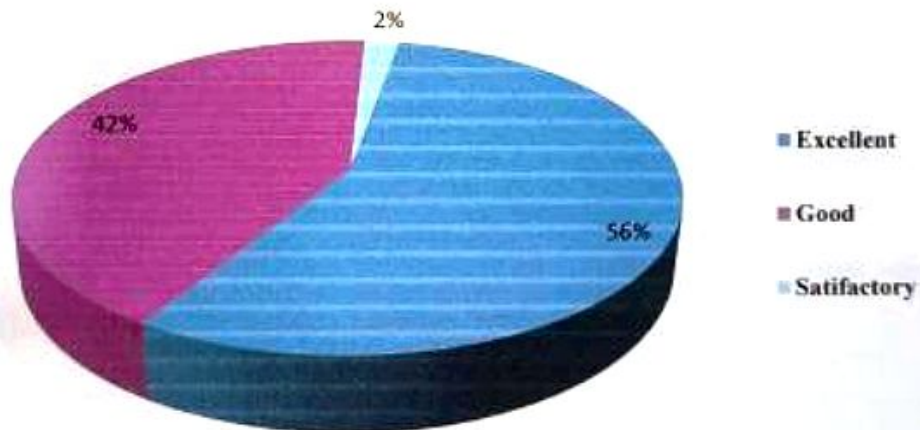
  
**PRINCIPAL,**  
New Arts College.  
Tikota, Dist: Vijayapur.

Analysis of feedback from students for facilities of the Institute  
No. of. Sample 50 students during 2021-22

**3.Cultural Activities/NSS/NCC**



**4.Cleanness in the College/Toilet/  
Drinking Water**

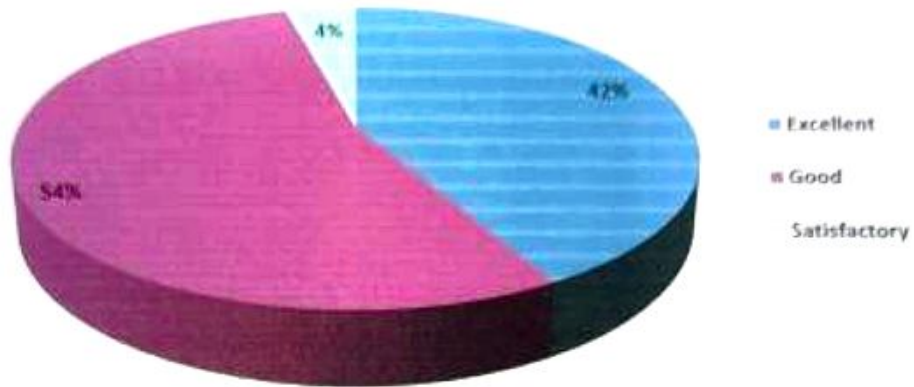


  
**PRINCIPAL,**  
New Arts College.  
Tikota. Dist:Vijayapur

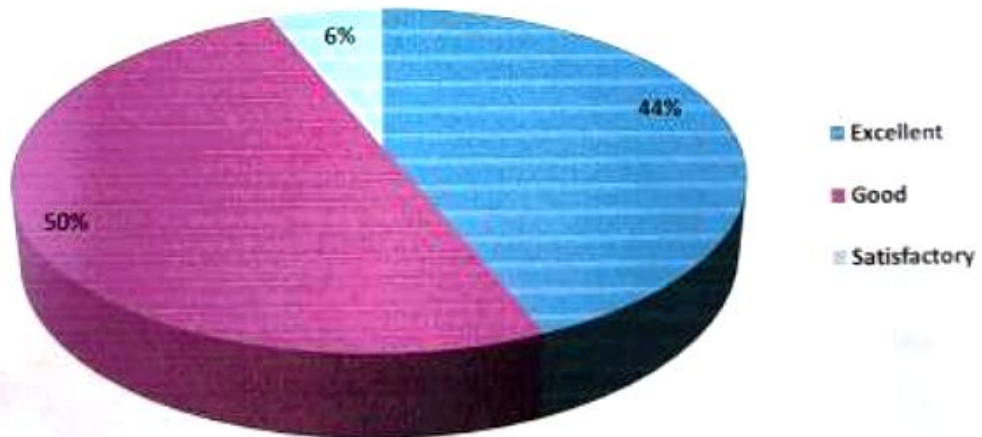


**Analysis of feedback from students for facilities of the Institute**  
No. of. Sample 50 students during 2021-22

**5. Reading Room**



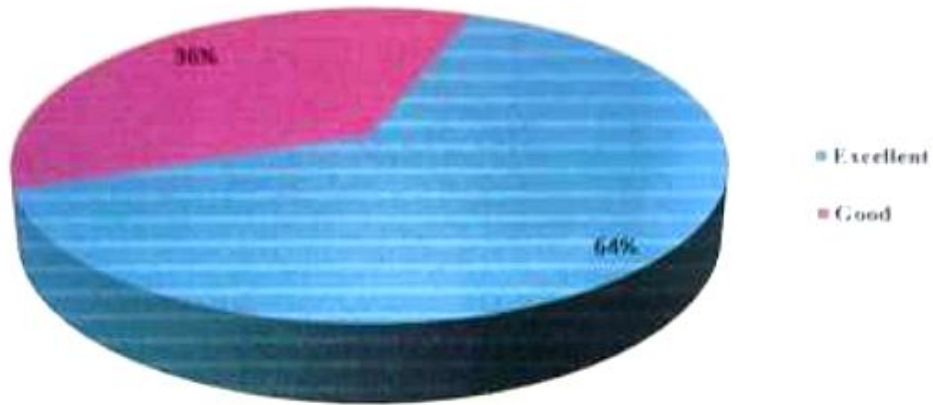
**6. Grievance Redress Cell**



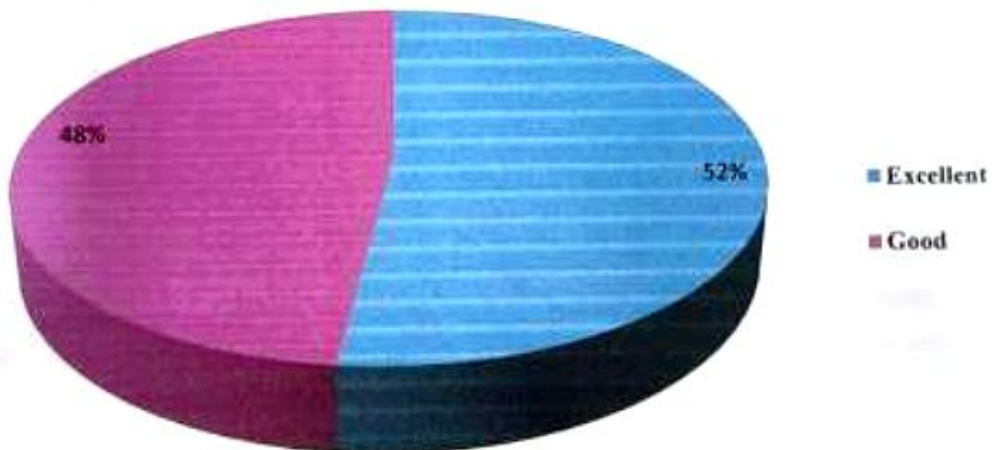
  
**PRINCIPAL,**  
New Arts College,  
Tikota. Dist: Vijayapur

**Analysis of feedback from students for facilities of the Institute**  
**No. of. Sample 50 students during 2021-22**

**7. Disbursal of Scholarships**



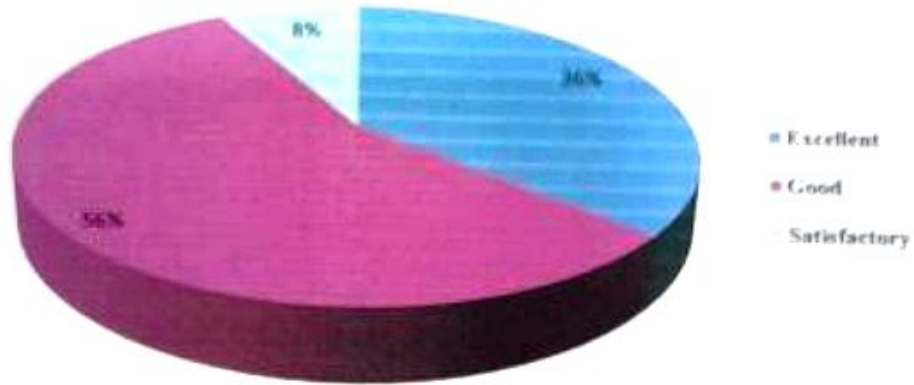
**8. Computer Facilities**



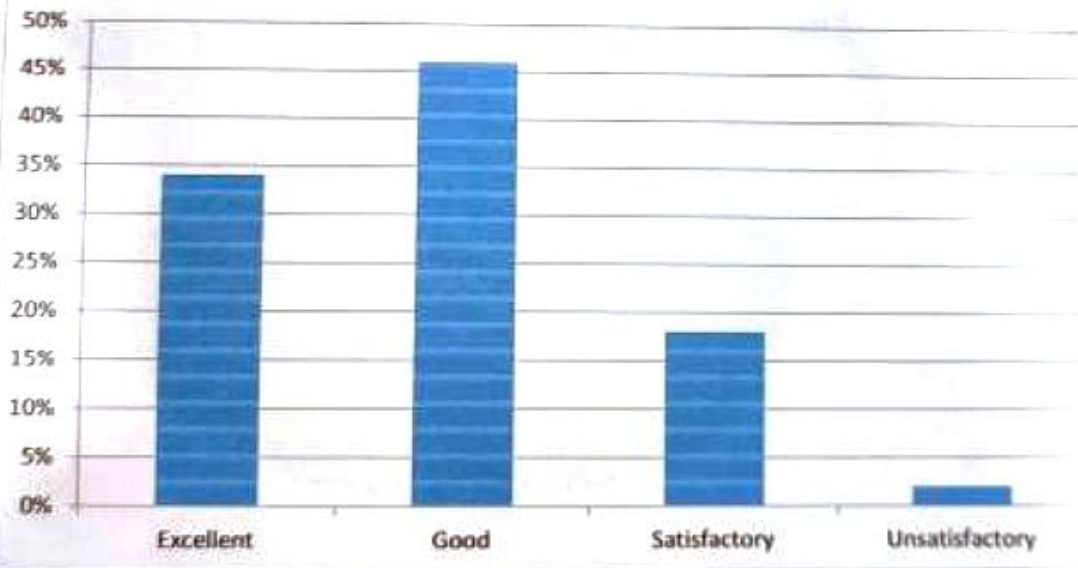
  
**PRINCIPAL,**  
New Arts College,  
Tikota. Dist: Vijayapur.

Analysis of feedback from students for facilities of the Institute  
No. of. Sample 50 students during 2021-22

9. Remedial Classes/Tutorials



10. Towards Canteen

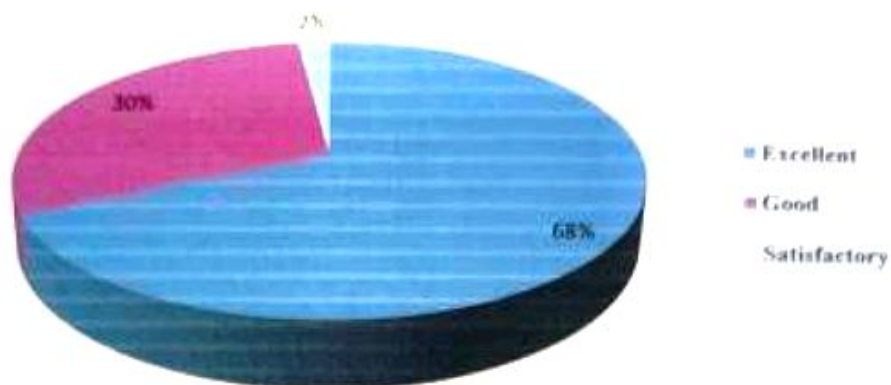


  
**PRINCIPAL,**  
New Arts College,  
Tikota. Dist: Vijayapur

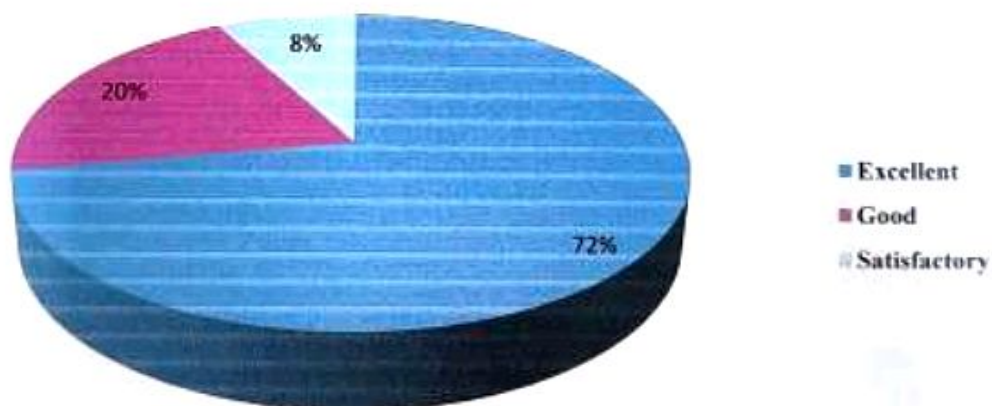


Analysis of feedback from students for facilities of the Institute  
No. of. Sample 50 students during 2021-22

**II. Students Attitude & Co-operation of administrative Staff**



**12. Availability of Principal in the College & response to students problems**



  
PRINCIPAL,  
New Arts College,  
Tikota. Dist: Vijayapur

**GOVERNMENT OF KARNATAKA  
DEPARTMENT OF COLLEGIATE EDUCATION**

**Format 2**

**Please give your opinion on the following facilities of the college:**

Name of the College: <b>B.L.D. Association's, New Arts College, Tikota</b>	College ID : <b>5242</b>
Student Profile :	<b>III-B.A./B.Com./B.Sc.</b>

**Select any ONE by putting ✓ Mark**

Sl. No.	Rating Factors	Excellent	Good	Satisfactory	Unsatisfactory
1	Library	✓	✓		
2	Playground/Sports facilities	✓	✓		
3	Cultural activities/NSS/NCC	✓			
4	Cleanness in the College/Toilet /Drinking Water	✓	✓		
5	Reading Room	✓	✓		
6	Grievances Redress Sell	✓	✓		
7	Disbursal of scholarship	✓	✓		
8	Computer facilities	✓			
9	Remedial classes/Tutorials	✓	✓		
10	Canteen	✓	✓		
11	Attitude and co-operation of administrative staff towards students	✓			
12	Availability of Principal in the College and response to students problems	✓			

Name of the evaluator

Principal